

Foundation Programme
in Literacy, Numeracy and Skills
(FPLNS)

اردو

URDU

GRADE 7

Student's Workbook

Theme 5: Music and Entertainment
Instruments

MAHATMA GANDHI INSTITUTE
under the aegis of
MINISTRY OF EDUCATION AND HUMAN RESOURCE
Republic of Mauritius

2026



Table of content

Guide to Educators	ii
Activity 1: Listen and repeat the song.....	1
Activity 2: Identify, spell and read aloud.....	2
Activity 3: Cut and paste.....	3
Activity 4: Spell and trace the words.....	7
Activity 5: Read and copy the words.....	8
Activity 6: Matching.....	9
Activity 7: Word decoding	10
Activity 8: Jumbled letters.....	11
Activity 9: Choose the correct syllable.....	12
Activity 10: Fill in the blanks.....	13
Activity 11: Encircle the word.....	14
Activity 12: Tick the correct word.....	15
Activity 13: Write the correct word.....	16
Activity 14: Dot-to-dot drawing and colouring.....	17
Activity 15: Word search puzzle.....	18
Activity 16: Picture description and oral questions.....	19

Guide to Educators

Learning Outcomes

- Recognize different musical instruments (Flute / Sitar / Tabla / Guitar / Piano and Harmonium).
- Understand the basic words related to music and entertainment.
- Use simple sentences with correct pronunciation and intonation.

Additional Resources

- Use pictures, flashcards and videos to illustrate each musical instrument.
- Create a visual chart and vocabulary words to display in the classroom.

Portfolio Assessment

- Skills-based assessments.

Activities

- Listen and repeat.
- Identify, spell and read.
- Cut and paste.
- Spell and trace the words.
- Read and copy the words.
- Matching.
- Word decoding.
- Word formation.
- Choose the correct alphabets.
- Fill in the blanks.
- Choose and write the correct word.
- Tick the correct words.
- Write the correct word.
- Dot to dot drawing and colouring.
- Word search puzzle.
- Picture description and oral questions.

Activity 1: Listen and repeat.

Listening and Singing Activities:

- The Educator reads the lyrics aloud.
- The Educator plays the song.
- The students listen and repeat the song.
- The Educator introduces the following action verbs:

- To sing- گانا
- To dance- ناچنا

گانا

جب تم خوش ہو تو بجاؤ تالیاں
جب تم خوش ہو تو بتاؤ، ساری دنیا کو دکھاؤ
جب تم خوش ہو تو بجاؤ تالیاں
جب تم خوش ہو تو پھر بولو ہا ہو ہا
جب تم خوش ہو تو بتاؤ، ساری دنیا کو دکھاؤ
جب تم خوش ہو تو پھر بولو ہا ہو ہا

The Educator may access the audio-visual version of the above poem/song through this link:

<https://www.youtube.com/watch?v=OAOPs5wmbZk>

Activity 2: Identify, spell and read aloud.

Reading and Speaking Activities:

- The Educator reads the words aloud.
- The students identify the words through pictures.
- The students spell and read aloud the name of each musical instrument.



بانسری



ستار



طبلہ



گٹار



پیانو



ہارمونیم


Activity 3: Cut and paste.

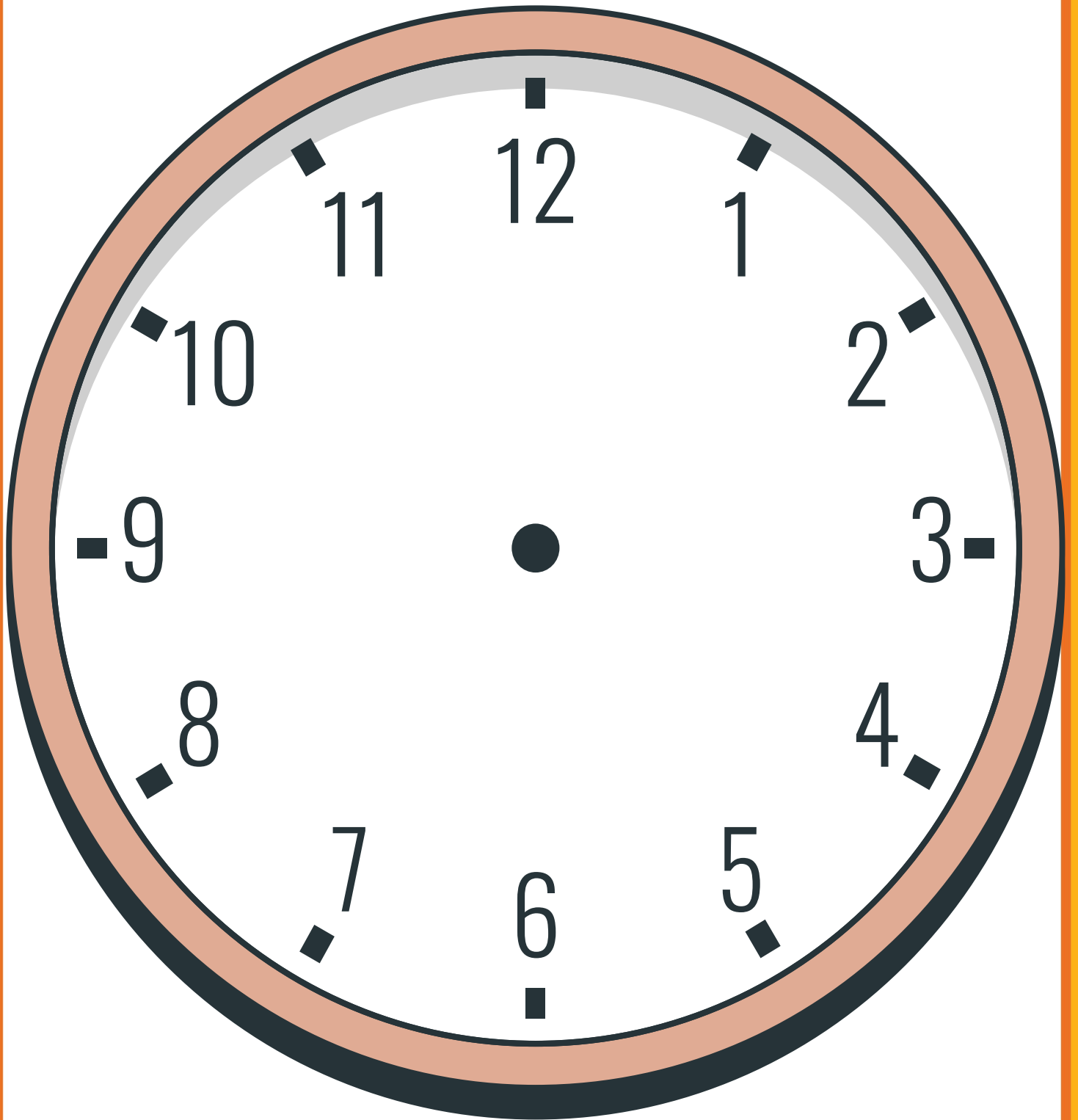
Reading and Hands-on Activities:

- The students study the table below under the guidance of the Educator.
- The students cut the pictures of the musical instruments on page 4 and paste them to the corresponding numbers on the clock on page 6.

اعداد (Numbers)	موسیقی آلات (Musical instruments)
6	بانسری
2	ستار
10	ہارمونیم
4	طبلہ
8	پیانو
12	گٹار







Activity 4: Spell and trace the words.



Reading and Writing Activities:

- The Educator spells the words aloud.
- The students read and trace the words.

بانسری بانسری بانسری بانسری بانسری

ستار ستار ستار ستار ستار ستار ستار ستار ستار

طبله طبله طبله طبله طبله طبله طبله طبله طبله

گٹار گٹار گٹار گٹار گٹار گٹار گٹار گٹار گٹار گٹار

پیانو پیانو پیانو پیانو پیانو پیانو پیانو پیانو پیانو

ہارمونیم ہارمونیم ہارمونیم ہارمونیم ہارمونیم

Activity 5: Read and copy the words.



Reading and Writing Activities:

- The Educator reads the words aloud.
- The students read and copy the words five times.

..... بانسری

..... ستار

..... طبلہ

..... گٹار

..... پیانو

..... ہارمونیم

Activity 6: Matching.

Reading Activity:

The students:

- match the words with the correct pictures.
- read aloud the name of each musical instrument repeatedly under the guidance of the Educator.

پیانو

گٹار

بانسری

ہارمونیم

ستار

ٹبلہ



Activity 7: Word decoding.

Reading and Writing Activities:

The students:

- look at the pictures and read the words aloud under the guidance of the Educator.
- decode the given words and write the letters.



____+____+____+____+____+____

بانسری



____+____+____+____

ستار



____+____+____+____

طبلہ



____+____+____+____

گٹار



____+____+____+____+____

پیانو



____+____+____+____+____+____+____+____+____

ہارمونیم

Activity 8: Jumbled letters.

Reading and Writing Activities:

The students:

- pronounce the letters.
- rearrange the letters and write the correct word for each picture.
- read the words aloud.



ل ب ہ ط



و ا پ ن ی



ا ن م ہ ر م ی و



ت ر س ا



س ب ی ا ر ن



ر گ ا ٹ

Activity 9: Choose the correct syllable.



Reading and Writing Activities:

The students:

- choose the correct syllable from the brackets and fill in the blanks.
- read the words aloud under the guidance of the Educator.

---- ٹار (ک ، گ)

ط---- لہ (ب ، ث)

ہار---- نیم (مو ، بو)

---- یانو (ت ، پ)

ستا---- (ڈ ، ر)

---- نسری (با ، تا)

Activity 10: Fill in the blanks.

Reading and Writing Activities.

- The students look at the pictures and write the missing syllables in the blank space.



پیا ---



لہ ---



گٹا ---



با --- ی



مویم ---



ر ---

Activity 11: Encircle the word.



Reading and Writing Activities:

- The Educator reads each sentence aloud.
- The students repeat the sentences.
- The students encircle the correct word from the brackets and write it in the blank space.

یہ دادا کا _____ ہے۔ (شٹاڑ - ستار)

یہ چچا کا _____ ہے۔ (ہارٹمنیم - ہارمونیم)

یہ خالو کا _____ ہے۔ (پیانو - پیانیو)

یہ ماموں کی _____ ہے۔ (بانسری - باسری)

یہ پھوپھا کا _____ ہے۔ (گٹار - گیتار)

یہ نانا کا _____ ہے۔ (تبتلا - طبہ)

Activity 12: Tick the correct word.

Reading and Writing Activities:

- The students tick the correct word corresponding to the picture and read aloud the word repeatedly.



طبلہ

ستار

گٹار



پیانو

گٹار

طبلہ



ہارمونیم

پیانو

بانسری



گٹار

ہارمونیم

ستار



ستار

بانسری

ہارمونیم



بانسری

طبلہ

پیانو

Activity 13: Write the correct word.



Reading and Writing Activities:

The students:

- write the correct words that correspond to the pictures.
- read aloud the sentences.



یہ میرا _____ ہے۔



یہ تیرا _____ ہے۔



یہ اس کا _____ ہے۔



یہ ہمارا _____ ہے۔



یہ تمہارا _____ ہے۔



یہ ان کی _____ ہے۔

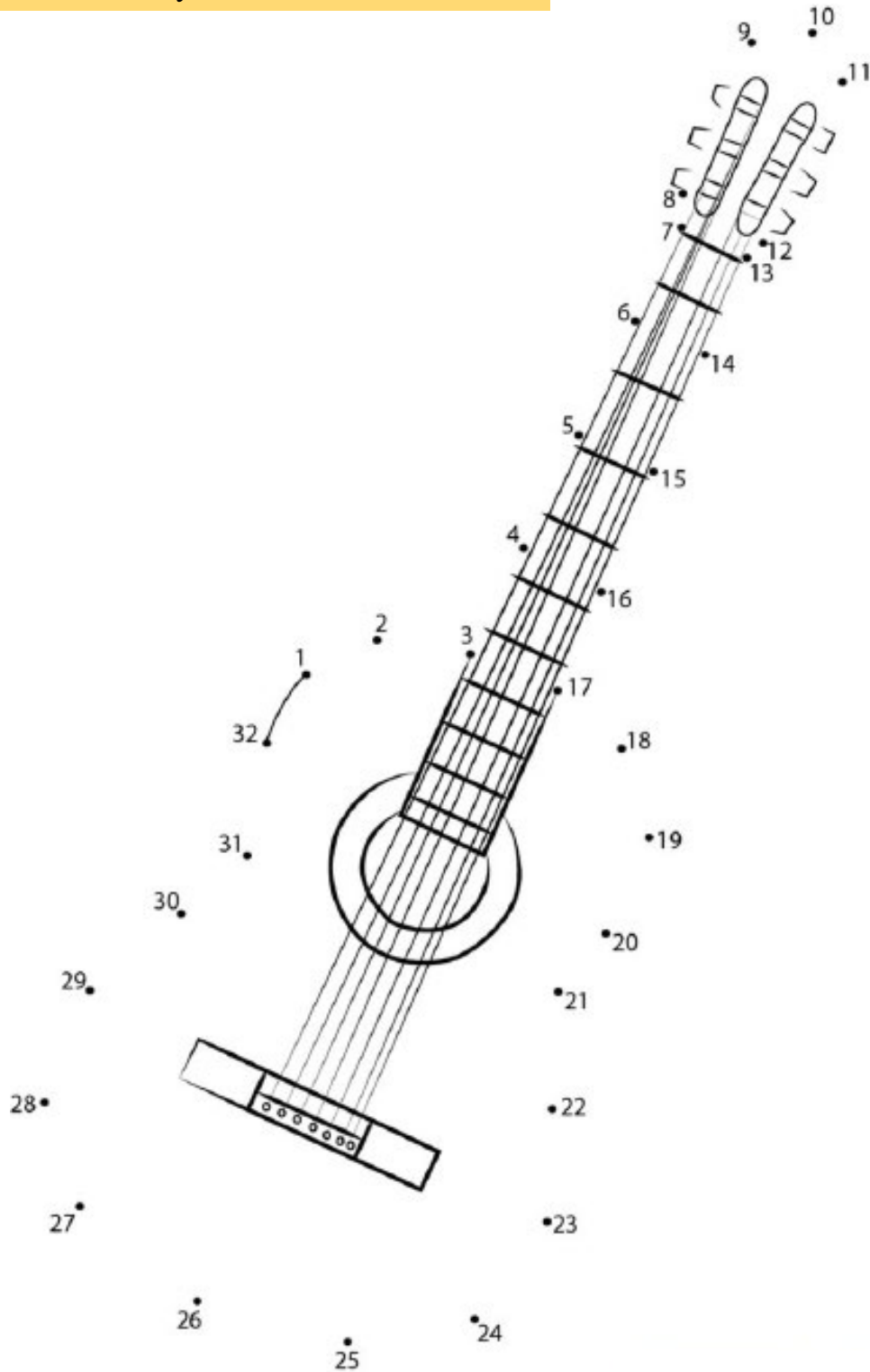
Activity 14: Dot-to-dot drawing and colouring.



Writing and Speaking Activities:

The students:

- join the dots and colour the picture.
- write the name of the musical instrument.
- form sentences orally.



Activity 15: Word Search Puzzle.



Reading and Writing Activities:

- The Educator reads the given words aloud and the students repeat.
- The students find the listed words hidden within the grid; the words can be found horizontally, vertically or diagonally.

ہارمونیم پیانو گٹار طبلہ ستار بانسری

ق	ع	و	ر	ت	ج	و	ن	ا	ب
ش	ا	گ	س	خ	ت	ط	ہ	می	ڈ
غ	غ	ت	ی	ر	س	ن	ا	ب	ح
ہ	ا	ص	ھ	پ	ھ	ڈ	ر	ج	ت
ر	ن	و	ی	ج	ش	ظ	م	ک	ے
پ	م	ا	ر	پ	ط	نی	و	ا	د
س	ن	و	ھ	ا	پ	ر	ن	ت	ڈ
و	خ	ف	گ	و	ن	ب	می	ج	س
ز	و	ک	ڈ	ی	د	س	م	ت	ق
س	غ	ر	ا	ت	گ	ص	غ	و	ھ

Activity 16: Picture description and oral questions.



Activity 16: Picture description and oral questions.

Listening and Speaking Activities:

The Educator:

- guides the students to observe the given picture.
- uses prompts to help the students to describe the picture.

(سوالات)

تصویر میں کیا دیکھ سکتے ہیں؟

موسیقی کے آلات کے نام بتائیے؟

آپ کو کون سا گانا پسند ہے؟

آپ کس گانے پر ناچنا پسند کرتے ہیں؟

آپ کا پسندیدہ ساز کون سا ہے؟

آپ اسے بجا سکتے ہیں؟

اگر ہاں، آپ نے اسے کب بجایا؟